



# Welcome to



## Owlets Class September 2025



It is nearly time for you to come to Nursery.  
Here are a few pictures and information to help  
you get ready for your first day!



We are excited that we will be  
seeing you soon.

## Meet the team



My favourite book to read with my class:  
I really like the book called "Sometimes I like to curl up in a ball" by Vicki Churchill.



I love the pictures and how everyone practices pulling funny faces.



Photo of me



### All about me:

Hello Owlet, my name is Miss Morley and I am one of the people who will look after you when you come to Nursery. I have been a teacher for more than 30 years and my favourite year group is Nursery. I have been at Burstow for four years.

When I am not at school I like to read, go for walks, go to the cinema and sew. I also like to decorate my house and make things.

### My favourite colour

I like blue and purple.



I love flowers and I am going to plant bulbs in my garden so in the spring it will be filled with lots of my favourite colour.

### My favourite animal

I like cats. I have adopted two fluffy rugs called Loki and Saffron.

I also love red pandas too. My Goddaughter adopted one for me for Christmas.

### My favourite joke

Why did the banana go to the doctor?  
Because he wasn't peeling well!



## Meet the team

### My favourite book to read to children



It has so many beautiful bright illustrations, the anticipation of what will happen next is very exciting



### Photo of me



### All about me:

Hello Owlets,

My name is Mrs Getzalis and I will be joining your class this year. As an Early Years Practitioner, I cannot wait to start our journey together and help support you as you explore and discover new things.

I enjoy long walks with my Jack Russell's, mountain biking, karate and pottering about in my garden.

### My favourite colour



My favourite colour is green because the grass is green, trees and green it reminds me of the wonders of nature.

### My favourite animal

Dogs, especially my 2 Jack Russell's



My favourite colour is green.



## Meet the team



My favourite book to read with my class

any of the George adventure books by Adam and Charlotte Guillain



like "Doughnuts for Dragons".



Photo of me



About me

I have worked in schools for 9 years and my favourite year group is nursery. I joined Burstow a year ago, one of my sons came to Owllets nursery and was taught by Miss Morley, he loved his time as an Owllet.

I enjoy swimming, listening to music and all things crafting.



My favourite jokes and quotes are

What goes aa?  
A cow with no lips!



What goes aa?  
A sheep with no lips!!! 😊

My favourite animal is



a giraffe  
because they  
are calm and  
graceful

"You're braver than you believe, and stronger than you seem, and smarter than you think."  
- Christopher Robin



# Meet the team



## Favourite quote

"Treat others how you want to be treated."

I often say "it's nice to be nice"



My favourite book to read with my own children is

Kitchen Disco.



It's bright, colourful, has a cool rhyme in it to read together & funky moves to recreate - it's such a fun read!

## Photo of me



## All about me:

Hi, I'm Mrs McLean. I have been working at Burstow for 3 years & have enjoyed getting to know all the children in the school at lunchtimes. I am super excited to be part of the Nursey team this year & getting to know you all. I have 2 teenage daughters & a 7 year old son and love spending time with them exploring new places & watching them grow - I also love a cup of tea!

## My favourite quote

My favourite colour is Purple. It is my happy colour & makes me smile. It reminds me of home as I have a lot of purple stuff in my house - including my kitchen table & chairs!



## My favourite animal

My favourite animal is a Giraffe. They are graceful & calm. I could watch them for hours looking at their beautiful & unique markings





## Nursery Events

**Tuesday 9<sup>th</sup> SEPTEMBER 2-3.30pm**

**Event: Stay and Play**

**Purpose of the event:** An opportunity for you and your child to spend time together in Nursery, exploring the space, finding coat pegs, asking questions and meeting new friends.

**Wednesday 10<sup>th</sup> September**

**First day at nursery!**

Full time children will stay all day; beginning of the week children will attend 9-12pm (incl. lunch); end of the week children will join, us *after lunch*, at 12pm.



## Home visit

As part of the transition from home to school we would like to meet with you, begin to build an effective relationship with your child, and answer any questions you might have.

We would like to visit you on \_\_\_\_\_ **September**

between

The visit will take approximately 10-15mins. Unfortunately, we will not be able to give you a precise time as we have many visits to organise.

Included in the pack are some questions we may talk through during the visit - please complete this in advance and have them available for the home visit.

We look forward to seeing you soon.

Kind regards

Miss Morley and the Nursery Team

---

**Please complete and return the slip below by 14<sup>th</sup> July**

I accept the home visit arranged for (child's name) \_\_\_\_\_

on \_\_\_\_\_

Please give any information that will assist us in finding your home, for example, land marks, where the roads number system is not even, or specific directions. Many thanks.

## What to expect

If you are going to Breakfast Club, run by Camp Glide, you will need to go through this door to the hall.



Breakfast club begins from 7.30am and includes breakfast.

Early starters is from 8.30am (without breakfast) and is held in the Owlets room. Please book and pay through SCOPAY. We also accept cash on the door.

From 8.30am ring the Owlets door bell.

The Nursery day begins at 9am.

## Every day I will need:



A bookbag rather than a rucksack please.

Outdoor wear appropriate for the weather



On Wednesday I need:



At Nursery I need to keep:



3 complete changes of spare clothes in a carrier bag

On sunny days I will need sun cream applied before I go to Nursery.

**On Day 1:** Please bring a carrier bag of 3 full sets of spare clothes and a pair of wellies for your child. Everything should be clearly labelled with their name.

**This will stay at Nursery.**

Nappies, nappy sacks and wipes are also required if your child is not yet toilet trained.


**Please do not bring in any other items such as toys.**

Miss Morley will call me to come through the gate and say “bye-bye” with a big smile.



I will walk into Nursery to find Mrs Gatzanis, Mrs Castleman and Mrs McLean (who will be very happy to see me).

## This is my classroom





I put my owl on the tree, and then everyone will know I am here.



This is where I hang up my coat and leave my water bottle.



This is where I put my lunchbox, if I have one.

These are the toilets.



We are always here to help you.

The tissue bin. Don't forget to wash your hands once you have blown your nose!



We eat our lunch in the hall and we have PE there too.

## Outdoor learning

You will spend lots of time outside: playing, learning, singing, circle time, gardening ...



# We are in Owlets but still part of Burstow school

We learn about our core values



and our teachers help us to make good choices.

I am ready to learn				
eyes on me	good sitting	good listening	kind hands	kind words
				
I am doing as I have been asked			My teacher is happy	
I have been asked once to do something			My teacher needs to 'remind me'	
I have been asked twice to do something			My teacher will give me 'time in'	
I have been asked to do something three times			My teacher will take me to another EY classroom for 'time out'	
I am finding it hard to manage my behaviour			My teacher will talk to my special adults (and EY Lead)	

## Burstow behaviour for learning support steps: EYFS

## Why is reading to your child so important?

“From babies to children in their early years and all the way through to early teens, reading brings profound and wide-ranging benefits that can have a lifelong positive impact on children’s lives.”

These include:

- It helps children to feel more secure and develop deep bonds with parents and carers;
- Children are more likely to develop empathy and creativity;
- Improved mental well-being and self-esteem;
- It can lead to better sleep and help children lead healthier lifestyles;
- Children are more likely to do better at school and make more progress across the curriculum.



<https://www.youtube.com/watch?v=2UmwXQwx5gk> “Why read to your child”

[https://www.youtube.com/watch?v=eqhwJhd\\_fNM](https://www.youtube.com/watch?v=eqhwJhd_fNM) “10 things to think about when reading to your child”, both from Ruth Miskin training channel

# I Am Independent: Nursery Readiness Checklist for Children

I can...

Colour in the happy face when you can do this.

...put on my coat.



...say when I need to go to the toilet.



...wash and dry my hands.



...use a spoon.



...drink from a cup.



...tell others how I am feeling.



...choose what I would like to play with.



...ask others when I need help.



...join in with activities others are doing.



...say goodbye to my family when I spend  
time with others.



There are lots of ways to help your child get ready for nursery. Here are some key skills you can practise together at home.

### Ask a grown-up to help you practise:

- following simple instructions, such as to collect or put away an object;
- asking simple questions and talking in sentences;
- kicking and catching a large ball;
- holding and using pencils, crayons or paintbrushes to make marks;
- moving in different ways, such as hopping, jumping and running;
- taking turns when playing games together;
- using a spoon to eat and a cup to drink;
- using the toilet and washing and drying your hands;
- putting on your coat and shoes;
- talking about stories you've read together;
- saying number names in order to five;
- playing counting and number games;
- talking about people who are special to you and special occasions for your family;
- talking about what you see in the world around you;
- creating sounds and singing songs;
- playing make-believe games by pretending.



### Other things you can do:

- Ask a grown-up to write your name into all your clothes, including your coat.
- Practise talking about things you like and enjoy doing. What are your favourite toys to play with? What do you like doing with your family at home?
- Talk about how you are feeling. Can you tell a grown-up when you feel happy or sad?
- Read stories together and sing songs and nursery rhymes. What is your favourite story? Can you sing your favourite nursery rhyme?
- Talk about coming to nursery. Do you know anyone else who will be at your nursery? What are you looking forward to?



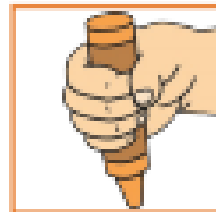
# Early Years Pencil Grip Development

## A Guide for Parents

It is important to allow your child to develop a comfortable pencil grip in their own time. There is no need to force your child to hold a pencil in a certain way - their grip should naturally develop and progress as their muscles and posture strengthen and develop.

### Palmar Grip

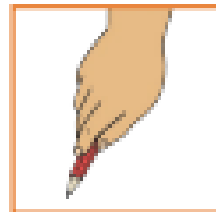
The pencil is held in the whole fist. Usually develops between the ages of one and two.



The elbow, wrist and fingers stay in a fixed position. Movement comes from the shoulder.

### Digital Pronate Grip

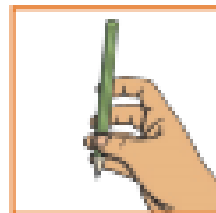
All fingers are holding the pencil and the palm is facing downwards. Usually develops between the ages of two and four.



The elbow and the wrist stay in a fixed position. Movement comes from the shoulder.

### Splayed Four-Finger Grip

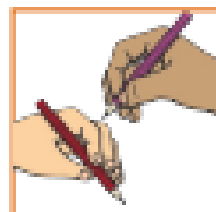
Looks similar to how adults would hold a dart, with four fingers opposite the thumb. Usually develops between the ages of two and four.



The hand is in the air, not resting on the table. Movement comes from the elbow and later the wrist. Fingertips and shoulders remain in a fixed position.

### Static Tripod and Quadropod Grip


Pencil is held with the first three or four fingers. Usually develops between the ages of three and five.



Movement comes from the wrist. Fingertips, elbow and shoulder remain in a fixed position.

### Dynamic Tripod Grip

The pencil is held lightly between the thumb and index finger and middle finger. The ring and little finger curl gently into the palm of the hand. Usually develops before the age of seven.



The hand rests on the table. Movement comes from the fingertips. The wrist, elbow and shoulder remain in a fixed position.

Thank you for taking the time to read our pack. We hope you found it useful.

We can't wait to welcome you all into our Owlets family.

We wish you a safe and wonderful summer.

